

21st

CENTURY SKILLS

APP
Free App

With CD-Rom
MP3 + Student Digital Materials

READING FUTURE

CONNECT

Starter

Dream

Discover

Develop

★ Connect

Change

Create

Nancy Furstinger · Christine Kohler
Susan Ludwig · Kelli Ripatti

3

Table of Contents

Unit 1	Volunteering with Technology	/ 8
Unit 2	Junior Red Cross	/ 12
Unit 3	Earth Day	/ 16
Unit 4	Two Boys and a Volunteer Worker	/ 20
Unit 5	Doctors and Technology	/ 24
Unit 6	Laser Eye Surgery	/ 28
Unit 7	Healthy Astronauts	/ 32
Unit 8	Fitness Trackers	/ 36
Unit 9	A Fictional Language	/ 40
Unit 10	The Brontë Sisters	/ 44
Unit 11	A Young Writer	/ 48
Unit 12	Jules Verne: The Father of the Future	/ 52
Unit 13	Lotte World Tower	/ 56
Unit 14	The Meaning of Zero	/ 60
Unit 15	Graphs	/ 64
Unit 16	Pyramids and Angles	/ 68

Scope & Sequence

Subject	Unit	Title	Word Count	Reading Skill
SOCIAL STUDIES	1	Volunteering with Technology	133	Main Idea & Details
	2	Junior Red Cross	134	Problem & Solution
	3	Earth Day	139	Main Idea & Details
	4	Two Boys and a Volunteer Worker	136	Sequencing
SCIENCE	5	Doctors and Technology	139	Main Idea & Details
	6	Laser Eye Surgery	138	Sequencing
	7	Healthy Astronauts	138	Cause & Effect
	8	Fitness Trackers	140	Main Idea & Details
LITERATURE	9	A Fictional Language	131	Main Idea & Details
	10	The Brontë Sisters	120	Sequencing
	11	A Young Writer	134	Main Idea & Details
	12	Jules Verne: The Father of the Future	131	Sequencing
MATH	13	Lotte World Tower	132	Main Idea & Details
	14	The Meaning of Zero	139	Main Idea & Details
	15	Graphs	142	Categorizing
	16	Pyramids and Angles	120	Main Idea & Details

Vocabulary			Project	21 st Century Skills	
shelter donation	volunteer adopt	inspire spread	Helping Your Neighborhood	Creativity	Collaboration
organization destroy	box poor	raise save	Helping Others	Collaboration	Communication
importance grass	environment garbage	nature remove	Helping the Environment	Collaboration	Communication
company devise	neighborhood several	earn treat	Starting a Company	Critical Thinking	Creativity
disease analyze	medical healthy	mistake history	Future Jobs	Critical Thinking	
surgery surgeon	laser focus	eyesight heal	Eye Health	Collaboration	Communication
gravity headache	blood weak	dizzy equipment	Staying Healthy	Collaboration	Communication
keep track heartbeat	step vibrate	model gentle	Check Your Heartbeat	Collaboration	Communication
character system	believe alphabet	entire continue	My Favorite Character	Communication	
countryside publish	pass writer	novel eventually	My Favorite Writer	Communication	
intelligent play	interest fantasy	literature successful	Who's the Smartest?	Critical Thinking	Communication
future exist	describe invent	subway predict	Predict the Future	Creativity	Communication
tower earthquake	impressive ton	above measurement	Impressive Skyscrapers	Communication	
nothing remain	add multiply	subtract divide	Helpful Zero	Critical Thinking	Collaboration
graph fraction	across form	round connect	Weekend Activities	Collaboration	Communication
degree pile	angle pour	secret steep	How Were Pyramids Built?	Creativity	Collaboration

How to Use

Student Book

WARM-UP

A short reading and questions with an impactful image helps students activate their background knowledge and approach the topic.

NEW WORDS

Learn the meaning of important vocabulary with pictures.

The screenshot shows the 'A Fictional Language' page. It includes a 'WARM-UP' section with a QR code and a short reading passage. Below the passage is a 'NEW WORDS' section with three items, each with a picture and a definition. The 'READING' section contains the main text about J.R.R. Tolkien's Elvish language, with some words bolded. There are also 'VOCABULARY SKILLS' and 'READING SKILLS' sections at the bottom of the page.

READING

Reading the passage, students learn new information related to school subjects. New words are bolded in the passage.

The images help students understand the text and give more information about the topic.

VOCABULARY SKILLS & READING SKILLS

Vocabulary Skills and Reading Skills enhance students' understanding of the passage.

READING COMPREHENSION

Comprehension questions ensure understanding.

READING SKILLS

Students use different graphic organizers to practice reading skills.

The screenshot shows the 'READING COMPREHENSION' and 'VOCABULARY' sections. The 'READING COMPREHENSION' section has three questions about the passage. The 'VOCABULARY' section has a matching exercise. Below these are 'READING SKILLS' and 'PROJECT' sections. The 'READING SKILLS' section has a graphic organizer for 'Main Idea & Details' with a table. The 'PROJECT' section is titled 'My Favorite Character' and has four steps for students to complete.

VOCABULARY

Students learn the meaning and use of each word.

PROJECT

Project uses the topic of the unit and allows students to think of further steps. Students can develop 21st century skills through the Project.

Workbook

9 A Fictional Language

VOCABULARY CHECK
Find the words in the puzzle. Then, fill in the blanks.

character believe entire system alphabet continue

S	V	S	T	E	M	Z	T	O	V
K	Z	Z	I	O	Z	E	D	X	N
T	P	X	H	E	B	G	X	J	E
C	H	A	R	A	C	T	E	R	A
A	J	P	H	B	D	Z	H	C	N
D	U	P	U	P	W	J	Z	C	
O	L	E	N	T	I	R	E	E	O
A	U	S	U	G	G	A	L	R	S
C	C	O	N	T	I	N	U	E	A
D	Z	R	B	E	L	I	E	V	E

1. a person who appears in a story _____
2. to accept something as true _____
3. a set of ideas and rules about how to do something _____
4. complete or full _____
5. the letters of a language _____
6. to keep doing _____

COMPREHENSION CHECK

A. Circle T for true or F for false.

- Tolkien invented a new language for his books. T F
- Elvish was influenced by many European languages. T F
- Tolkien finished developing grammar rules with his books. T F
- Elvish is studied by many people. T F

B. Write the right word in each blank. There are two extra words.

characters system continue believe alphabet

- It is hard to _____ that he made a language system.
- Elv is one of many _____ of The Lord of the Rings.
- Elvish has an _____ system, so you can write it.

SUMMARY
Complete the summary.

alphabet entire system continued rules famous characters believe

J. R. R. Tolkien wrote the _____ The Lord of the Rings books. There are many _____ in the books. One of the characters is an _____ off who speaks a language called Elvish. It was his first _____ but Tolkien created six _____ languages _____ for the elves in his books. Tolkien studied many different languages to help him create Elvish. He made an Elvish _____ system and made grammar _____ rules after he wrote the books. Tolkien _____ to develop the grammar rules.

VOCABULARY CHECK

Vocabulary Check gets students to recall the meaning, usage, and spelling of vocabulary.

COMPREHENSION CHECK

Comprehension Check gets students to recall the passage and think more deeply.

SUMMARY

Students summarize information from the passage. By completing the summary, they check their understanding of the passage and vocabulary together.

For Review Only



Scan and find the tracks.

Earth Day

WARM-UP

April 22nd is Earth Day. There are lots of ways to make our planet better. For example, we can plant trees. That will help make the Earth healthier.

Answer the questions.







- What are the children doing?
- What do you do to make the Earth healthier?



NEW WORDS



Listen and match the word with its meaning.

<p>1.  importance</p>	<ul style="list-style-type: none"> • a. the natural world • b. the quality of having great value 	<p> environment</p>
<p>2.  remove</p>	<ul style="list-style-type: none"> • a. everything on the Earth that is not made by people • b. to take away 	<p> nature</p>
<p>3.  garbage</p>	<ul style="list-style-type: none"> • a. things people throw away; trash • b. green plants that grow in fields and are eaten by animals 	<p> grass</p>

Earth Day

April 22nd is Earth Day. It is a special day around the world. On Earth Day, students learn about the **importance** of the Earth's **environment**. Some teachers take their class to a park. There are many things they can do at the park on Earth Day.

Students can enjoy **nature** in the park. They can look at the plants and animals. They can play on the **grass** and learn about nature.

Teachers and students can also help keep the park clean. They can pick up **garbage** and put it in garbage cans.

Students can also help make the park look nice. They can **remove** the weeds. And they can plant trees and flowers.

Doing these things on Earth Day is a good way to think about why the Earth's environment is important and what we can do to help.



Reading Time: ____m ____s / 139 words

VOCABULARY SKILLS

1. What does take mean in the reading?
a. to carry b. to go with c. to send
2. What does it refer to in the reading?
a. the garbage b. the park c. the can

READING SKILLS

Main Idea & Details

1. How can teachers and students help keep the park clean? Underline the sentence in the passage.
2. How can students help make the park look nice? Underline the sentences in the passage.

READING COMPREHENSION

Choose the right answer.

1. What is the reading mainly about?
 - a. What students can do on Earth Day
 - b. Where the best park for enjoying nature is
 - c. People who plant flowers and trees at the park
 - d. Why parks are important
2. What do students pick up in the park?
 - a. Plants
 - b. Grass
 - c. Garbage
 - d. Flowers
3. Which is NOT true according to the reading?
 - a. Students learn about the importance of weeds on Earth Day.
 - b. Earth Day is on April 22nd.
 - c. Students can learn about nature at the park.
 - d. Teachers and students can help clean the park.

READING SKILLS Main Idea & Details

Complete the chart with the words in the box.

	Earth Day	nice	nature	clean
Main Idea				
There are many things students can do at the park on 1. _____.				
Detail 1				They can enjoy and learn about 2. _____.
Detail 2				They can help keep the park 3. _____.
Detail 3				They can help make the park look 4. _____.

VOCABULARY

Choose the right word to complete each sentence.

nature remove garbage importance grass environment

1. Before a test, you must _____ all of your books from your desk.
2. Jen loves hiking and being close to _____.
3. The children played soccer on the _____.
4. Please don't leave your _____ on the ground.
5. My parents teach me that we have to take care of the _____.
6. We learned about the _____ of plants and animals in class.



CENTURY SKILLS

Critical Thinking

Creativity

Collaboration

Communication

PROJECT Helping the Environment

You learned about Earth Day. Now, let's talk about ways we can work together to take care of the environment.

Step 1 Look at the pictures. What are the people doing?

Step 2 Make a group of four. Make a list of ideas about how you can help take care of the environment.

Ideas: _____

Step 3 From your list, choose one thing that your group will do for Earth Day.

Sample For Earth day, we will pick up garbage around our school.



For Earth Day, we will _____.

READING FUTURE

CONNECT

Workbook

Nancy Furstinger · Christine Kohler · Susan Ludwig · Kelli Ripatti

3

3

Earth Day

VOCABULARY CHECK

Find the words in the puzzle. Then, fill in the blanks.

importance environment remove nature garbage grass

X	J	B	T	O	G	S	V	Q	J	T
I	F	R	H	Q	K	E	O	Y	H	O
R	Q	R	O	V	V	N	G	F	L	E
G	E	C	R	X	J	A	R	N	F	I
A	I	M	P	O	R	T	A	N	C	E
R	R	N	O	M	K	U	S	B	L	O
B	C	G	Q	V	H	R	S	I	Z	Y
A	M	A	T	N	E	E	Z	Y	W	Q
G	S	H	M	U	C	F	L	Y	M	K
E	N	V	I	R	O	N	M	E	N	T

1. things people throw away; trash: _____
2. the natural world: _____
3. everything on the Earth that is not made by people: _____
4. green plants that grow in fields and are eaten by animals: _____
5. to take away: _____
6. the quality of having great value: _____

COMPREHENSION CHECK

A. Circle T for true or F for false.

1. Earth Day is in April. T F
2. Students study in their classrooms on Earth Day. T F
3. Students can play and clean up the park. T F
4. Students can plant some weeds in the park to make it look nice. T F

B. Write the right word in each blank. There are two extra words.

weed importance grass garbage nature

1. They put the _____ in trash cans.
2. The class learn about the _____ of an environment.
3. At the park, the class can enjoy _____.

SUMMARY

Complete the summary.

teachers garbage remove grass
nature importance environment plants

Earth Day, on April 22nd, is a special day around the world. On this day, students learn about the **1** _____ of the **2** _____. Some **3** _____ take their classes to the park. Students can enjoy the **4** _____. They can look at the **5** _____ and animals. They can play on the **6** _____, too. Teachers and students can help keep the park clean by picking up **7** _____. They can also make the park look nice. They can **8** _____ weeds and plant trees and flowers.