

PRIMARY  
READERS  
level  
3

# Little Red Riding Hood

Charles Perrault

Retold by H. Q. Mitchell

Marileni Malkogianni



---

# CONTENTS

---

<b>Part 1</b> .....	<b>4 - 7</b>
<b>Activity Pages</b> .....	<b>8 - 9</b>
<b>Part 2</b> .....	<b>10 - 13</b>
<b>Activity Pages</b> .....	<b>14 - 15</b>
<b>Part 3</b> .....	<b>16 - 19</b>
<b>Activity Pages</b> .....	<b>20 - 21</b>
<b>Part 4</b> .....	<b>22 - 25</b>
<b>Activity Pages</b> .....	<b>26 - 27</b>
<b>Part 5</b> .....	<b>28 - 31</b>
<b>Activity Pages</b> .....	<b>32 - 33</b>
<b>Part 6</b> .....	<b>34 - 35</b>
<b>Song</b> .....	<b>36</b>
<b>Activity Page</b> .....	<b>37</b>
<b>Word List</b> .....	<b>38 - 39</b>

---

A little girl and her mother live near the forest.  
One day, Grandma brings a lovely gift to the little girl.

This is for you.

Oh, a beautiful red riding hood! Thank you, Grandma!





The girl wears the hood all the time.



Are you sleeping in your red riding hood again?

Yes, I like it a lot!

The people in the village start calling the girl  
Little Red Riding Hood.

Hey, there goes Little  
Red Riding Hood again.

Yes, isn't she lovely?



One day, her mother gives her a basket with milk and some cake.

Here, take this to your grandma at the other side of the forest; she is sick today. And remember: don't talk to strangers and stay on the path.

OK! I can do that!

# Activity Page

1 Look and say.



hood



people



basket



forest





sick



path

2 Look, read and match.



1. Grandma is giving a red riding hood to the girl.
2. The girl is sleeping.
3. The girl is in the village.
4. The mother is giving a basket to the little girl.

☐  
☐  
☐  
☐

# Activity Page

**3** Look at the pictures and find the words.



G	R	A	N	D	M	A
I	G	H	V	W	O	A
L	F	I	A	F	T	S
G	I	R	L	Z	H	D
P	E	O	P	L	E	R
F	E	Y	W	Q	R	P
V	I	L	L	A	G	E



**4** Read and circle.

What do the people in the village call the little girl?

- a. Little Red Riding Hood.
- b. Red Little Riding Hood.
- c. Little Riding Red Hood.








## Little Red Riding Hood

Go to Granny's house  
And come back here, my dear  
Stay right on the path  
Let me make it clear  
Be careful in the forest  
Because the wolf is near.  
Oh, no! The wolf is near!

Little Red Riding Hood!  
Oh yes, you sure look good  
Little Red Riding Hood! Be  
careful - well, you should.

What big eyes you have  
To see you with, my dear  
What big ears you have  
To hear you with, my dear  
What big teeth you have  
To eat you with, my dear.  
Oh, no! The wolf is here!

Little Red Riding Hood!  
Oh yes, you sure look good  
Little Red Riding Hood!  
Be careful - well, you should.



# Activity Page

**1** Look, read and circle.

1. Grandma is visiting Little Red Riding Hood **the next week / the next day.**
2. Little Red Riding Hood hoped **Grandma / the Big Bad Wolf** stays on the path.
3. The Big Bad Wolf never comes back to the **forest / path** again.



**2** What does the Big Bad Wolf say? Circle **a**, **b** or **c**.



- a. Grandma is coming to visit us today.
- b. I hope she stays on the path.
- c. I hope I never see Little Red Riding Hood again!