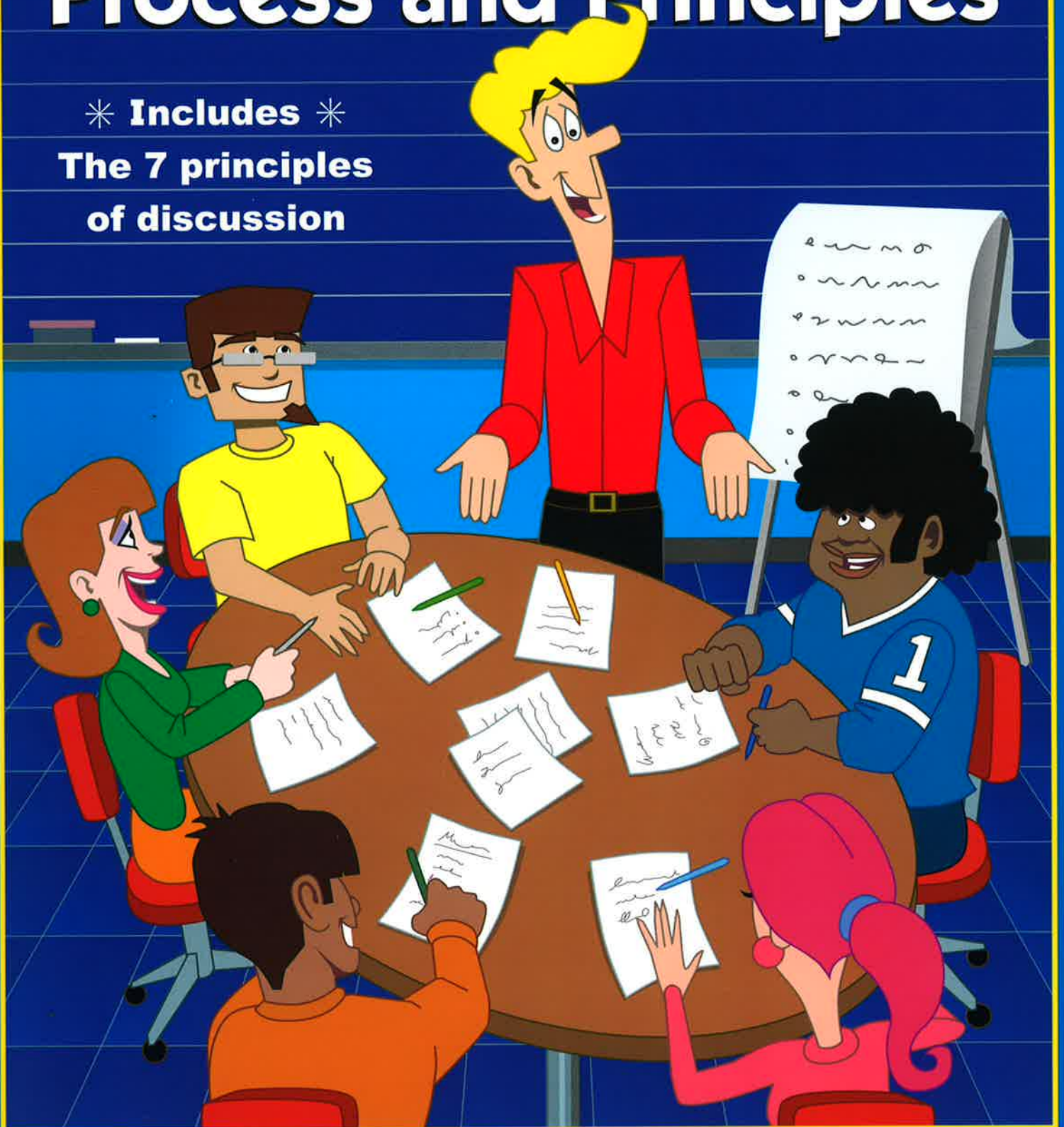


Discussion Process and Principles

* Includes *
The 7 principles
of discussion



Charles LeBeau

David Harrington

Overview

You are probably reading this because you would like an overview of this book. And you would probably like a short, clear, pithy explanation. We can't promise that, but we will try to give you a clear map of the book in 250 words or less! So here goes...

- ◆ **The Big Picture:** We have divided this book into three distinct *Discussion Stages*:

STAGE ONE: Discussion as Sharing

STAGE TWO: Discussion as Exploring

STAGE THREE: Discussion as Decision Making

- ◆ **The Medium View:** Each *Discussion Stage* contains two or three discussion cycles or *Discussion Loops*. A discussion enters a loop and continues around and around the loop until the discussion goal or task is achieved. Each loop is governed by a different principle. Different types of discussion require different loops or approaches.

Loop 3

Exploring Positions

Loop 4

Searching for the Best Position

Discussion Principle #3

* Seek First to Understand *

Discussion Principle #4

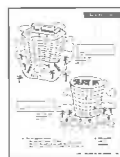
* Separate People
from Positions *



- ◆ **The Close Up:** The book is divided into 7 Loops. Each Loop has 8 sections:

1 Discussion Labs

These are carefully designed activities for students to experience for themselves key communicative skills related to the loop.



2 Discussion Principle

Students are introduced to the Loop's Discussion Principle through two recorded discussions, one lacking the discussion principle, and the other practicing the discussion principle.



3 Discussion Phrase Bank

The Discussion Phrase Bank provides the words and phrases that help the students achieve the goal of the discussion.



4 Model Discussion

A model recording of the start of a discussion, similar to the one they will be asked to do, helps the students get started off right.



5 Preparation

The preparation exercises get the students thinking about their positions before the discussion begins.



6 Discussion Time!

The discussion topic invites a discussion of the type suggested by the Loop and the Principle of the loop.



7 Let's Continue the Discussion

Here students learn by extending, reporting, and recycling the content of their discussions. Students and teachers can choose from several options, including poster presentations, panel discussions, conference simulations, interviews, and class discussions.



Table of Contents

For teachers' inspection ONLY

Discussion Stage	Discussion Loop	Discussion Lab
	First Discussion	Discussion Baseline
	page 1	page 2
1	Discussion as Sharing	
	page 7	
1	Sharing Your Experiences	Lab 1.1
	page 9	Discussion Dynamics page 10
		Lab 1.2
		Diversity of Experience page 12
		Lab 1.3
		Depth of Experience page 14
	2	Sharing Your Ideas
	page 25	Lab 2.1
		The Synergy Factor page 26
		Lab 2.2
		Brainstorming page 28
2	Discussion as Exploring	
	page 41	
3	Exploring Positions	Lab 3.1
	page 43	The Orange Story page 44
	4	Searching for the Best Position
	page 57	Lab 4.1
		Possibility, Probability & Certainty page 58
		Lab 4.2
		Everyone Knows... page 59
3	Discussion as Decision making	
	page 69	
5	Identifying the Criteria	Lab 5.1
	page 71	Identify Your Criteria page 72
		Lab 5.2
		Define Your Criteria page 73
	6	Listing the Options
	page 85	Lab 6.1
		Thinking Outside the Box page 86
		Lab 6.2
		Assumptions page 86
		Lab 6.3
		Multi-Dimensional Thinking page 88
	7	Choosing the Best Solution
	page 101	Lab 7.1
		Easy Decisions page 102
		Lab 7.2
		Difficult Decisions page 104
	Final Discussion	Discussion Progress Check
	page 115	page 116

Discussion Principle

Discussion Topics

Initial Self-Assessment

**Introducing our Global Village
to the Cosmos**

page 5

page 2

1 * Respect Every Voice *

Be a good listener

**Sharing Our Good Times
and Our Bad Times**

page 16

page 19

2 * Celebrate All Ideas *

Be an active and supportive participant

Thinking Globally, Acting Locally

page 32

page 35

3 * Seek First To Understand *

Ask questions: clarify and confirm

Who are Your Heroes?

page 48

page 51

4 * Separate People From Positions *

Disagree without making the speaker wrong

The Entertainment Hall of Fame

page 60

page 63

5 * Know All Your Criteria *

Know what you want, get what you need

**Finding the Right Person
for the Right Job**

page 74

page 77

6 * Uncover Your Assumptions *

Find your assumptions, multiply your options

**Designing a Menu for the
International Palate**

page 90

page 93

7 * Look To Your Values *

Make decisions based on what you value most

**Studying Abroad
Where to Go and Why**

page 106

page 109

Final Self-Assessment

**Introducing Ourselves to
Future Generations**

page 118

page 116

Discussion Process and Principles

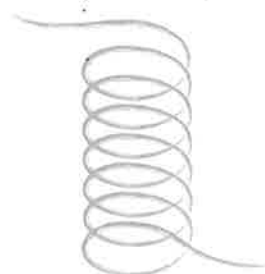
For teachers' inspection ONLY

Discussion Process and Principles approaches discussion in a new way! Therefore, the book uses special terms to describe its original discussion concepts.

Process

Discussion is a process that resembles a spiral with several cycles or Loops.

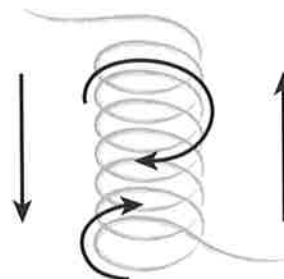
[Process]



Direction

A discussion can go up the spiral, or down the spiral, or even skip a loop.

[Direction]



Loop

Each loop is a different discussion stage. A discussion might be only one loop, several loops, or all the loops.

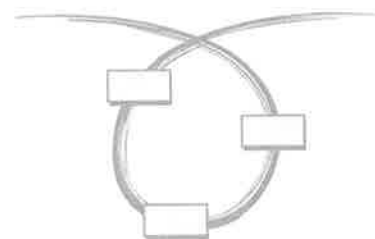
[Loop]



Function

A function is a speech act that takes place within the loop. There are usually 3 or 4 functions unique to each loop.

[Function]



Principle

Each loop is governed by a principle that should direct the behavior of the speakers and the listeners.

[Principle]

* Respect Every Voice *

* Seek First To Understand *

* Celebrate All Ideas *

* Know All Your Criteria *

* Separate People From Positions *

* Look To Your Values *

* Uncover Your Assumptions *

First Discussion

Read this before turning the page

This is your first discussion. At the end of this discussion, you will do an initial self-assessment of your discussion ability. At the end of the book, you will do a second self-assessment to check your discussion ability. You will be able to check your progress by comparing your initial self-assessment to your final self-assessment.



◆ **Instructions**

1. Your teacher will explain the discussion background on page 2.
2. You will have 15 minutes for part 1 of the discussion.
3. You will have 15 minutes for part 2 of the discussion.
4. Take the self-assessment on page 5.

First Discussion:


For teachers' inspection ONLY

Introducing our Global Village to the Cosmos

Does life exist on other planets? A spacecraft will be launched into deep space to find out. What would you place on board the spacecraft to communicate the diversity of Earth's culture? In this discussion, you will make a list of the items your group would send.

Messenger to Distant Worlds

Is there life on other planets? If there is intelligent life on other planets, what message would you send them? In 1977, the U.S. space program, NASA, sent a spacecraft on a one-way journey to outer space. The spacecraft was named Voyager. Part of Voyager's mission was to carry items that would communicate to aliens the richness and diversity of life on the planet Earth. Now, the United Nations is planning another spacecraft in the Voyager series, Earth Ambassador I. Your team has been called upon to decide what to send that best represents the diversity of life on Earth. As with any spacecraft, size and weight are limited. In your selections, be specific.



Lesson Time!

How about...

Part 1



Brainstorming

Ideas for items to put on Earth Ambassador 1:

Discussion Time!

Part 2



15 minutes

Process of Elimination

Now continue your discussion. Space and weight are very limited in the cargo area. From your list, your group can select only five items to go on board. Which ones will you select? Why?

Isn't it too heavy?

I think this is one of the top 5 items.

I'm not so sure...

Our Final Five Items:

Finished? Now do the self-assessment on the next page.

